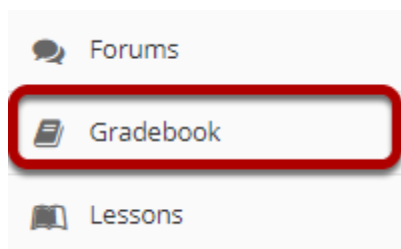


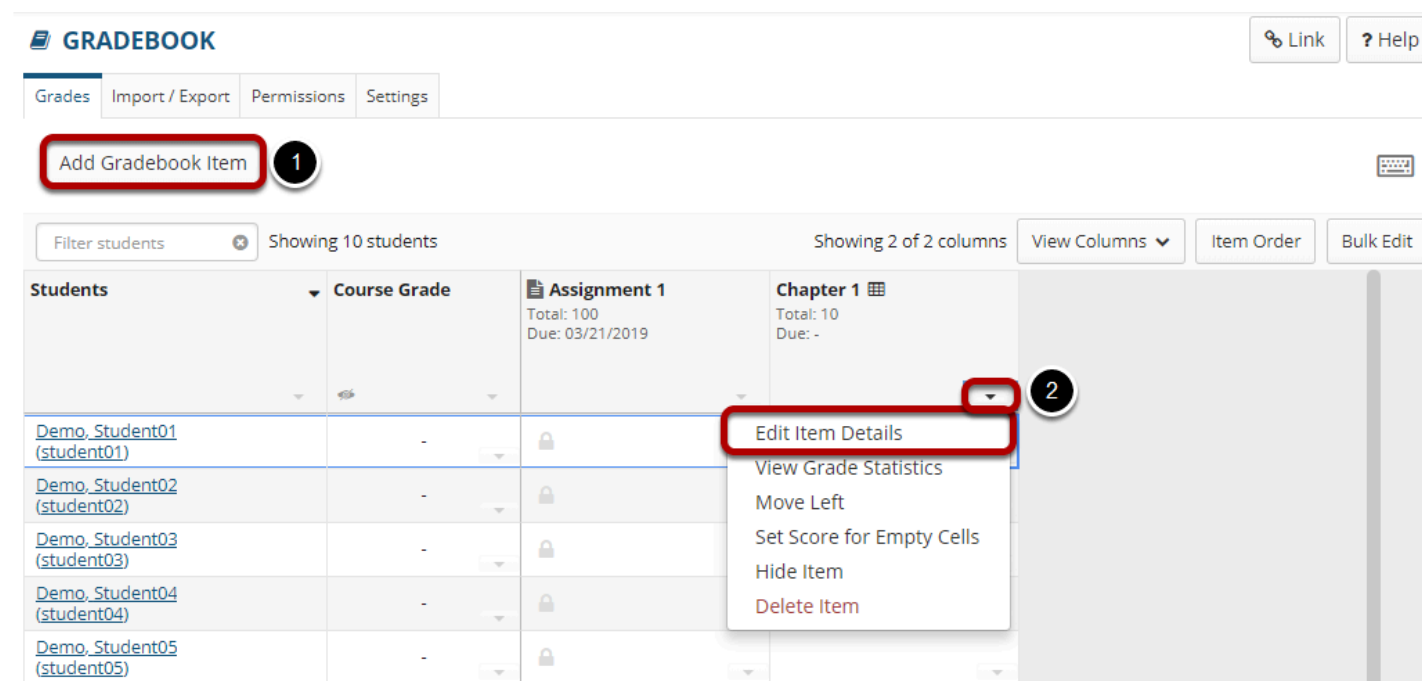
How do I add a rubric to a gradebook item?

Go to Gradebook.



Select **Gradebook** from the Tool Menu in your site.

Add or Edit a Gradebook item.



1. Select **Add Gradebook Item** to create a new item.
2. Or, select the down-arrow in the column heading for an existing gradebook item, and then select **Edit Item Details**.

Note: If the gradebook item is locked, it is coming from another tool. You will not be able to use a rubric with locked items, since they must be graded from within the tool of origin.

Configure the rubric options.

Grading Rubric

☐ Do not use a rubric to grade this assignment

1 ☒ Use the following rubric to grade this assignment

2 Essay Rubric 1 ▾ Preview Rubric 3

4 ☐ Adjust individual student scores


5 ☐ Hide Rubric from student

1. Select the **Use the following rubric to grade this assignment** radio button.
2. Choose the desired rubric from the drop-down menu. *Note: You must have existing rubrics in your site before they will display in the menu. Shared rubrics must first be copied to your site before they will be available for selection.*
3. (Optional) **Preview** the selected rubric to make sure that it is the correct one.
4. (Optional) Check the box for **Adjust individual student scores** if you would like to be able to change the number of points awarded for individual criteria ratings while grading student submissions on a per-student basis.
5. (Optional) Check the box for **Hide Rubric from student** if you do not want students to see the rubric prior to submitting.

Select Save Changes when you have finished setting up the gradebook item.

Save Changes Cancel

Your gradebook item now has a rubric attached.

 **GRADEBOOK**

Link

Help


Grades

Import / Export

Permissions

Settings

Add Gradebook Item



Filter students



Showing 10 students

Showing 2 of 2 columns

View Columns

Item Order

Bulk Edit

Students	Course Grade	Assignment 1 Total: 100 Due: 03/21/2019	Chapter 1 Total: 10 Due: -
Demo_Student01 (student01)	-		
Demo_Student02 (student02)	-		

Gradebook items with rubrics attached will display a rubric icon next to the title of the item.